LOADING INTO A VAN

- Heavyweight 130 kg
- Do not stack more than 2 Flywatt

- Block the wheels and secure for transport

POWER VAN

66 kW - 60 kWh *with parallelization box*

- To assemble 6 FlyWatt, you need a van at least 1.5 m high and 1.8 m long.

DRY CONTACT

Automatic gas-powered generator starting via dry contact

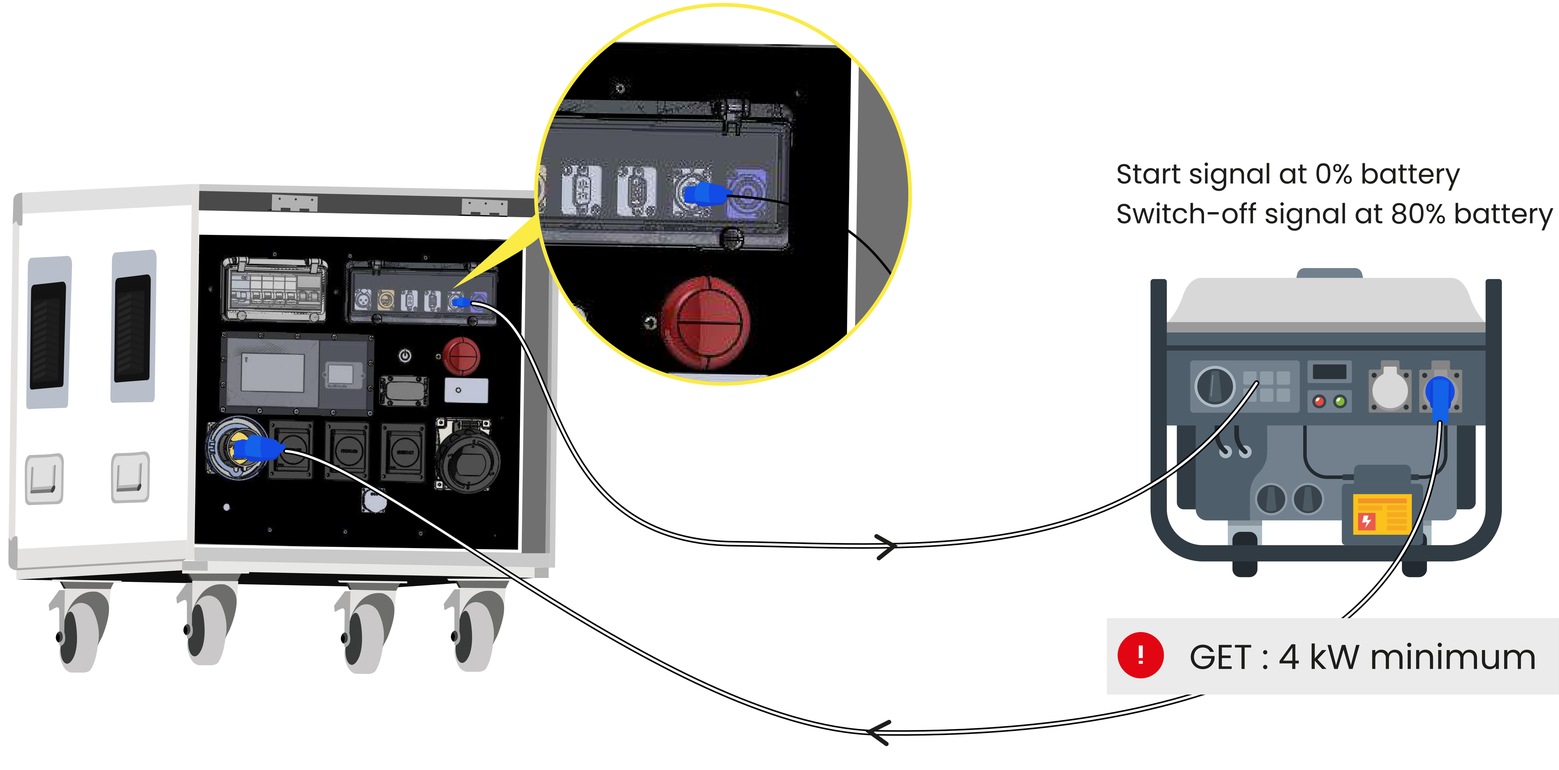

BACK UP 16A

BACK UP 32A

Securing your sensitive equipment

Max output 500 W if battery not charged
Max output 3600 W when battery is charged

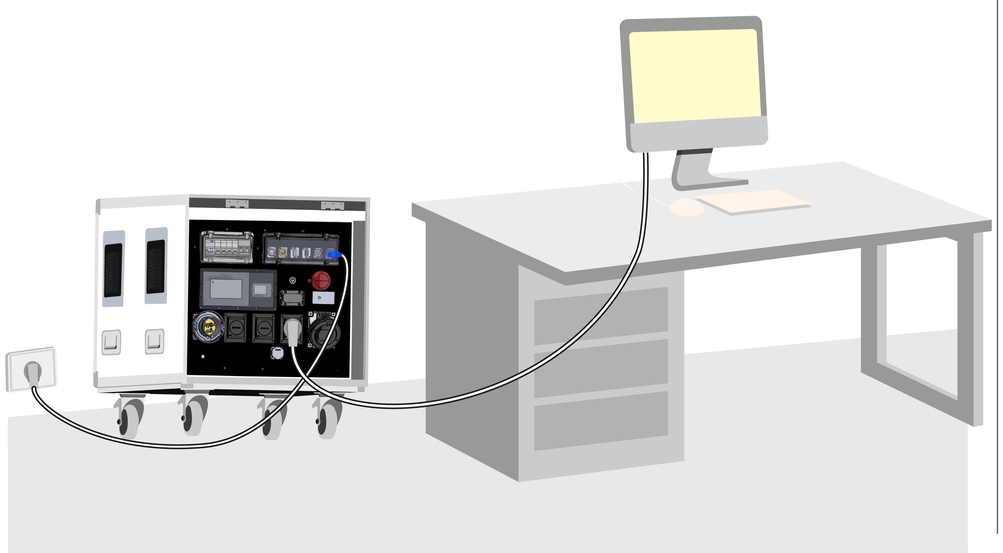

Max output 7000W

Example
Outdoor cinema projector

16A POWER SUPPLY

Output: max 3600 W

Example
Evoke 2400W
Autonomy : 4h

32A POWER SUPPLY

Output : max 7400 W

Example
Arri Tungstene Fresnel projector 5000W
Autonomy : 02h00

DAISY CHAIN 16A

DAISY CHAIN 32A

Add up the capacity (duration) of your FlyWatt devices (from 2 to 8 devices = from 20 to 100 kWh)

Example : Lighting mast 640 W on 3 FlyWatt = >46 h

Output: max 3600 W

Example : 4000 W on 3 FlyWatt = 8h

Output : max 7400 W

Example
Outdoor cinema projector

Different ways to recharge your FlyWatt

RECHARGE ON 16A MAINS

FAST RECHARGING

Recharging time : <4h= 100%
Load power : 3000W

RECHARGE ON 32A MAINS

P17 32A ou marechal 50A

Recharging time : 10h= 100%
Load power : 1000W
to enable back-up at 32A 6000W

RECHARGE ON DAISY CHAIN 32A

Input : 32A
Output : P17 32A or maréchal 50A
Max 6 devices = 6000W with 1000W/device

- **Do not connect anything to the output of the devices (when charged by 6)**
- **Devices must be switched on**
- **It is not necessary to disconnect the paralleling cables**
- **Lower the circuit breakers on the paralleling box**

RECHARGE ON SOLAR PANELS

Produce your own energy anywhere

Maximum PV input power: up to 5500W
Theoretical cumulative capacity : 18 800Wh/day*
(10 000Wh for FlyWatt and 8800Wh/day produced by Ekla)
Recharging time : <12 hours*
**depends on weather, season and location*

Ekla accessories
Max power : 1700 Wc
Real power : 1400 W
Production capacity* :
between 7 and 14 kWh/day

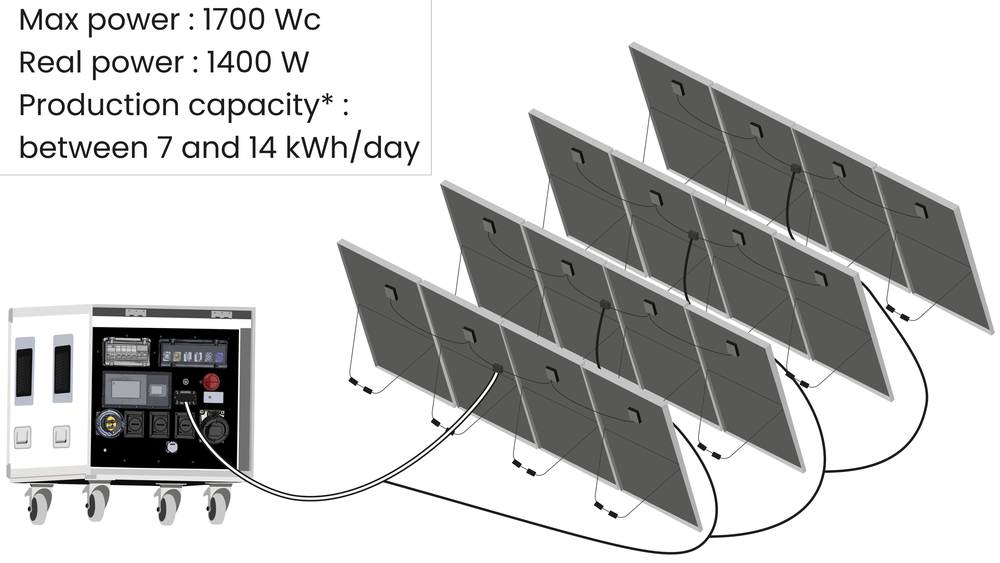

RECHARGE ON ELECTRIC VEHICLE CHARGING POINT

Recharging time : Up to 6 FlyWatt <4 hours

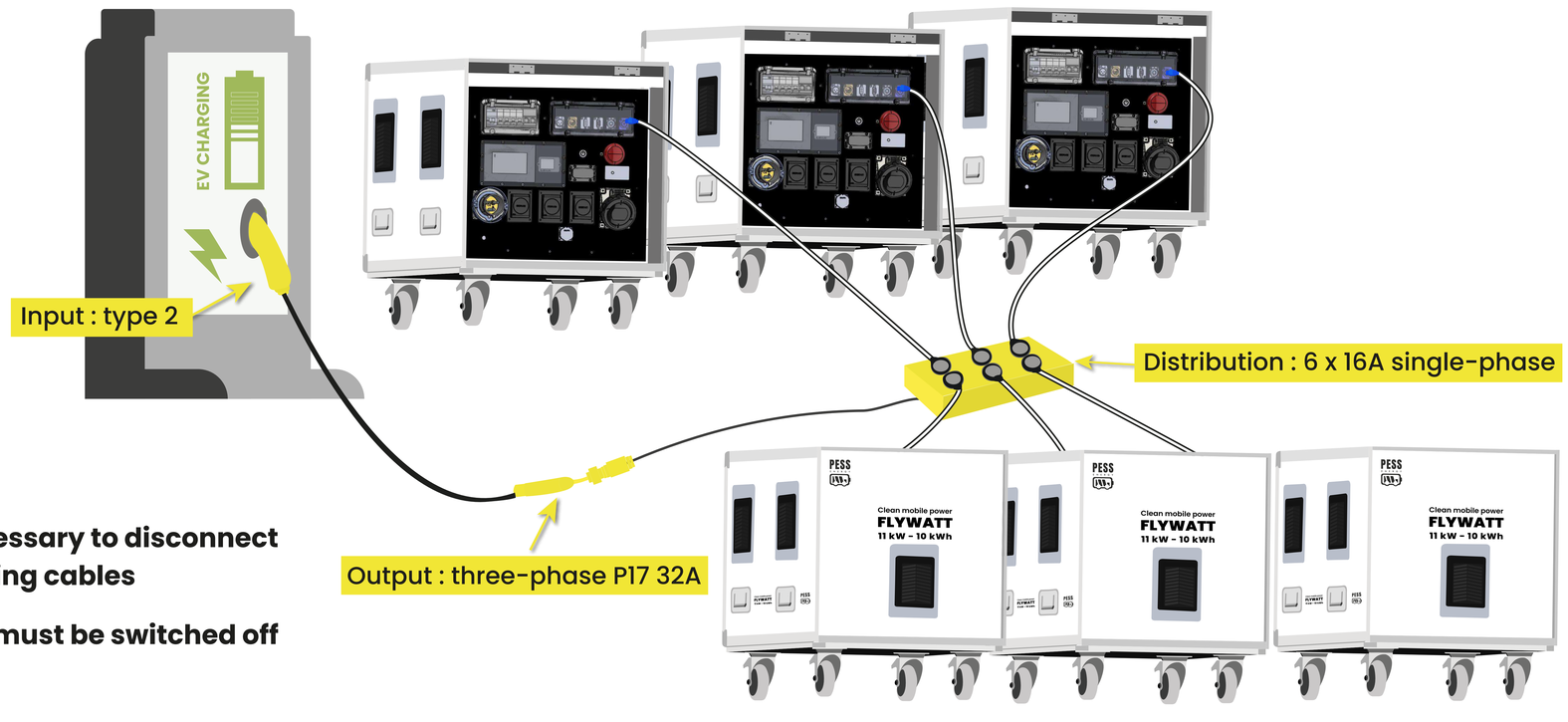

- **It is not necessary to disconnect the paralleling cables**
- **All Flywatt must be switched off**

Add up the power and capacity (duration) of your FlyWatt

CONNECTION OF 2 FLYWATTS IN SINGLE-PHASE

Max output : 22 kW single-phase (90A)
Total capacity : 20 kWh

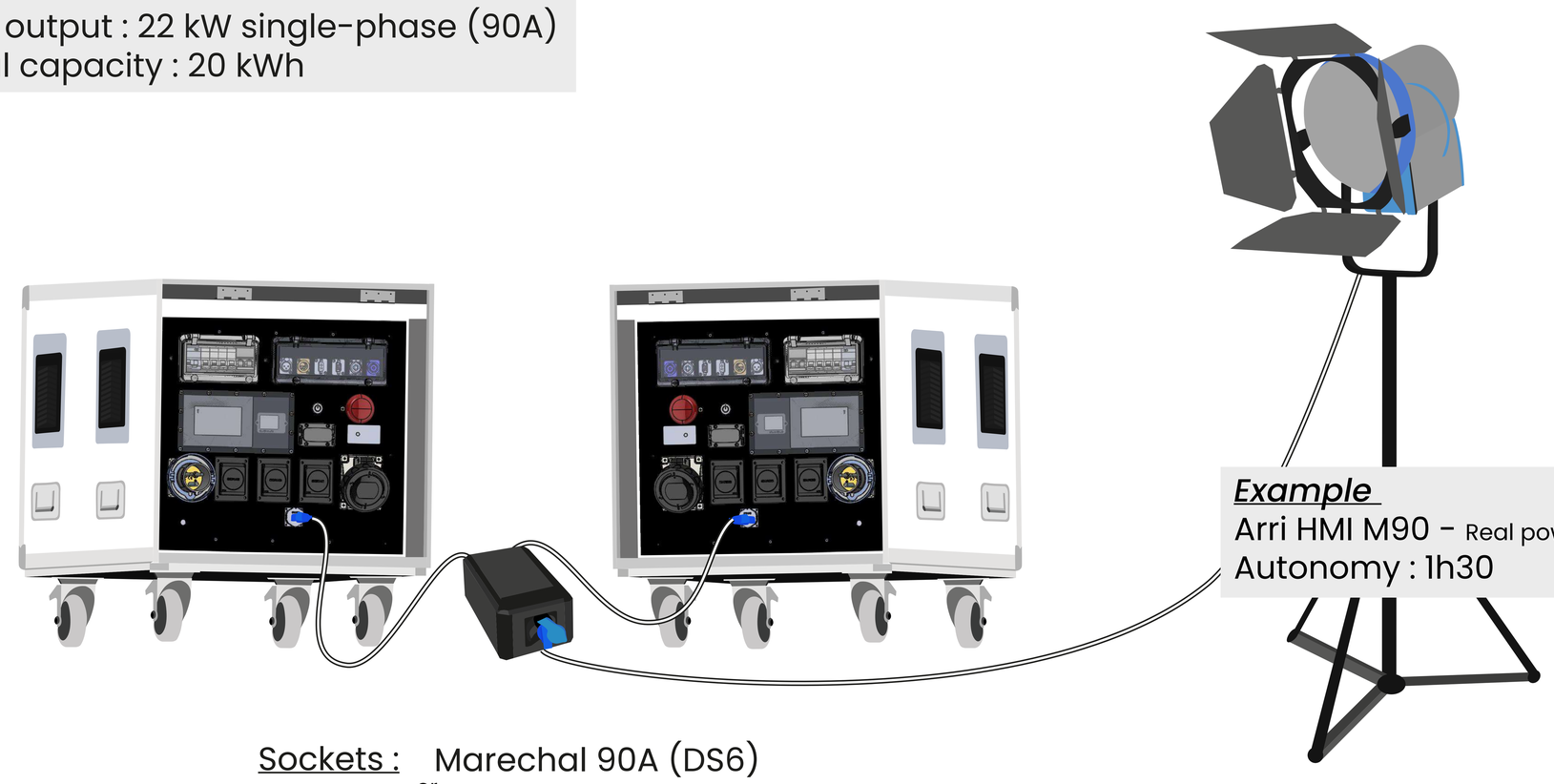

Example
Arri HMI M90 - Real power consumption 11,200 W
Autonomy : 1h30

Sockets : Marechal 90A (DS6)
or
P17 63A single-phase
or
1x 125A P17 single-phase

CONNECTION OF 3 FLYWATTS IN SINGLE-PHASE

Max output : 33 kW (125A)
Total capacity : 30 kWh



Example
ARRI Max 18/12 - Real power consumption 22,300 W
Autonomy : 1h15

Sockets : 2x 125A P17
or
2x 90A Marechal DS6
or
1x Powerlock

CONNECTION OF 6 FLYWATTS IN SINGLE-PHASE

Connection of 2 to 6 FlyWatt
Output : 66 kW single-phase
Capacity : from 20 to 60 kWh



Sockets :
2x 125A P17
ou
2 x 90A Maréchal DS6
ou
1x Powerlock

Example
ARRI Max 18/12
Autonomy : 2h30